

CLEMSON N  
*home*

# WELCOME H ME

GUIDE TO YOUR CLEMSON HOME





# Welcome Home!



Welcome to Clemson! As a new college student, you're embarking on an incredible journey. Campus living provides access to all the university has to offer and allows you to be fully immersed in the Tiger experience from day one.

Clemson Home is more than just a place to live; it's a place where lifelong memories are made, friendships are forged, and personal growth is nurtured. Our goal is to create an inclusive and supportive environment that is a true home away from home.

We're here to provide the opportunities you need to grow, develop; and enjoy being a Clemson Tiger.

Welcome to your new home — Clemson Home!

## In This Guide:

- **Move-In**
  - Step 1: Prepare
  - Step 2: Pack
  - Step 3: Check-In
  - Step 4: Unload
  - Step 5: Park
  - Step 6: Unpack
- **Explore Home**
  - Locations
  - Internet & TV
  - Laundry
  - Mail
  - Recreation
- **Help**
  - Support
  - Safety & Access
  - Problems
- **Rules & Policies**
- **Meal Plans & Dining**
  - Meal Plan Options
- **Housing Contracts**
- **Student Employment**
- **Get Involved**
- **Connect With Us**
- **Important Dates**





# Move-In: Welcome



Move-in day at Clemson is an exciting time filled with anticipation and new beginnings. We understand that this day marks the start of your Clemson journey, and we are here to ensure that your move-in experience is smooth and enjoyable.

Follow all the directions carefully and make sure you follow the process to make your move-in day as easy as possible. We can't wait to help you settle into your new home and make unforgettable memories along the way. Go Tigers!

## Getting Started

Be sure you have completed your housing contract and selected a check-in appointment, then fill in the information below.

Complete all of the checklist items in your Admitted Students Portal and your Clemson Home Portal.

**Visit [clemson.edu/housing](https://clemson.edu/housing) for more information**

**My Building**

**My Room #**

**My Check-In Time**







## Step 1:

# PREPARE

### Set up your mobile device.

All residents must have their TigerOne MobileID set up prior to check-in (students attending in-person orientation should have their ID set up before then). We also encourage you to follow Clemson Home on social media and regularly check your Clemson email for updates - [clemson.edu/tigerone](http://clemson.edu/tigerone).

### Purchase a parking permit.

If you will have a vehicle on campus, you must purchase a parking permit through Parking & Transportation - [clemson.edu/parking](http://clemson.edu/parking).

### Rent a Microfridge.

While you can bring a fridge (under 3.6 cubic ft), the only microwave allowed is a Microfridge. Visit [collegefridge.com/clemson](http://collegefridge.com/clemson) to order.

### Print your Move-In Packet.

Make sure you have set your check-in appointment and print your Move-In packet from the Clemson Home Portal. This will include your check-in pass, packing labels, and your driving directions.

### Plan for Severe Weather.

In case there is severe weather during check-in, be sure to familiarize yourself with Clemson University warning sirens and safe alerts. If severe weather impacts move-in operations, notification will be sent through the CU Safe Alert system and Clemson email.





## Step 2:

# PACK

### What to Bring

- ☐ Cleaning supplies
- ☐ Trash can
- ☐ Broom & dustpan or small vacuum
- ☐ Toilet paper (not for hall buildings)
- ☐ Laundry basket & detergent
- ☐ Towels (bath, hand, washcloth)
- ☐ Toiletries
- ☐ Shower flip-flops
- ☐ XL twin sheets, bed cover, etc.
- ☐ Clothes hangers
- ☐ Storage bins
- ☐ Futon, chairs, or bean bags
- ☐ Room decorations
- ☐ Push pins or white sticky tack
- ☐ Re-usable water bottle
- ☐ Dishes (bowl, plate, flatware)
- ☐ Can opener
- ☐ Laptop (CCIT's List)
- ☐ Flashlight and batteries
- ☐ First aid kit/medicine
- ☐ Lanyard or key/ID holder
- ☐ Umbrella, rain coat, & boots
- ☐ Television
- ☐ Lamps (no halogen bulbs)
- ☐ Hair dryer, flat iron
- ☐ Power strip (no extension cords)
- ☐ Shower linen/curtain (Apt./Suites)
- ☐ \_\_\_\_\_
- ☐ \_\_\_\_\_
- ☐ \_\_\_\_\_

### What Not to Bring

- Air conditioners & space heaters
- Decorative parachute canopies
- Cooking appliances (in halls)
- Fog, Smoke, and Haze Machines
- Weapons, explosives & fireworks
- Candles, wax warmers, incense
- Halogen lamps
- Hoverboard
- Extension cords
- Pets other than fish
- Screws, nails (for hanging items)
- Refrigerators over 3.6 cubic feet
- Microwaves & grills
- Electric Scooters
- Micro Mobility Devices







## Step 3: **CHECK-IN**

### Fall Regular Check-in & Summer Start

All residents arriving during the designated Fall check-in dates will need to check in at the P-8 Parking Lot (at the intersection of Hwy 76 & Perimeter - Silas N. Pearman Blvd.) at your scheduled time to receive your key and unloading pass before proceeding to your building. You will receive a text message when it is time to check-in and will need to follow the check-in packet driving directions and instructions.

All residents are limited to two vehicles during move-in, and we encourage you to pack light and avoid the use of moving trucks, trailers, and other oversized vehicles.

### Before Check-in


- Make sure you know your check-in time and room assignment.
- Print the Move-In Packet. This will be available in the Clemson Home Portal in August and will include a check-in pass that should be placed in your windshield.

### Check-in Lot Guide

- Follow the directions & signage to the P-8 parking lot.
- Stay in your vehicle & follow the signs to a check-in tent where your pass will be scanned, and you will be checked in.
- Student and extra family vehicles will be split into separate lanes at the check-in tent.
- Continue to the key-pickup area. The line will split by first letter of the student's last name and additional vehicles will move to the outer lane in each of the two lines.
- Students will receive their key and each car will get an unloading pass.
- A pull-off road will be available to check unloading directions prior to leaving the lot.

### Early, Late, & Spring Move-in Only

If you are arriving outside of the designated check-in dates of August 14th-19th, you will need to check in at your Area Desk. Be sure you contact Parking Services to arrange for unloading parking.





## Step 4:

# UNLOAD

You will be able to unload your vehicle in designated locations close to your building, then you will need to move as soon as you are done. Each vehicle will receive an unloading pass at the check-in lot, so be sure both cars go through the check-in line. You must have an unloading pass hanging on your rearview mirror in order to be allowed into unloading zones and each resident may only receive two.

**FOLLOW OUR DIRECTIONS ONLY - NOT GPS DIRECTIONS**

### Unloading steps

- If you plan to bring two cars, both cars will be given unloading passes at check-in. Place this pass on the rearview mirror.
- Follow the signs directing you to your building.
- Once you are at your unloading area, you are expected to unload everything as quickly as possible to allow the next vehicle access.
- After everything is unloaded you will move your car to the parking lot. There will be shuttles available to take you back to your building to begin unpacking.

### Key notes:

- Make sure you pack efficiently. This will make unloading easier and will help keep the line moving.
- Label all belongings with your name. Labels are available in the check-in packets.







## Step 5:

# PARK

Parking for guest vehicles during Fall Check-in will be available in Parking Lots C1 and C2 with return shuttles to residential communities. Student vehicles that will be staying on campus will need a valid parking permit and may park in a resident lot according to their permit.

Parking permits can be purchased on the Clemson Parking and Transportation website - [clemson.edu/parking](http://clemson.edu/parking).

### **Parent & Family Lots (Move-In Only)**

C1, C2 (All family vehicles must park here)

### **Douthitt Resident Student lots**

Magenta parking lines in R-7, R-8, R-8 Ext., R-9, R-10

### **West Resident Student lots**

White parking lines in R-3, R-3 ext., Centennial Blvd., Press Road and P-4

### **East Resident Student lots**

White parking lines in R-1, R-1 extension, and R-2

### **Apartment/ Bridge Parking areas**

Magenta parking lines

Note: R-4 and R-4 Extension have magenta parking lines and are reserved for Lightsey Bridge and Bridge apartment parking only







## Step 6: **UNPACK**

Once you have moved your vehicle, you may return to your space and begin unpacking. Remember to take all trash and recycling to the receptacles outside the building and don't block hallways or doors as you unpack.

Dining will be open. For more information on dining locations/hours visit [clemson.edu/dining](http://clemson.edu/dining)

### Key Note:

Try to get to know your roommate(s) and make sure that you coordinate with them about how you would like to split the space and clarify how you would like maintain cleanliness.

### Trash

- Please put all trash and recycling in the dumpsters that are located outside of the residence buildings
- DO NOT use the trash cans inside the buildings

*\*Please break down boxes and only dispose of trash in designated areas.*

### Lofting Bed

- Remove the mattress
- Lift all 4 corners of spring frame out of the headboard & footboard
- Raise frame to desired height
- Hook frame on each leg bracket
- Make sure it's secure
- Replace the mattress

*\*Bed safety rails will be in the room and should not be removed.  
\*Do not bring lofting kits.*





## EXPLORE HOME

Getting to Know Your Home

After moving in, make sure you explore your new home. Get to know your neighbors, find your way around your building and community, and learn about the resources that are available to you.

### Note On Roommates


During the first few days, be sure you're getting to know your roommate(s) and discussing expectations for your space. All residents will need to create a roommate agreement and establish expectations for cleaning, schedules, and habits.

Finding common ground and engaging in activities together can foster a positive and friendly atmosphere, but remember that respecting personal space and property is an important aspect of living with others and will require compromise, patience, and understanding.

### Explore Your Residence Hall

Each residence hall will have different amenities, including study rooms, kitchens, vending machines, and laundry facilities. It's a good idea to walk through your building to find these.

Makes sure to pay attention to emails and posted signage for urgent information throughout the year. You will also have a lot of opportunities to participate in community events and programming. We highly encourage you to get involved!







# Explore: Locations



## West Campus

### Housing

Benet, Young, Cope  
Sanders, Geer  
Holmes & McCabe  
Mickel & Gressette  
Cribb & DesChamps  
The Quad

### Area Desk

DesChamps Lobby

### Dining Hall

The Dish @ McAlister

### Retail Dining

Raising Canes  
Twisted Taco  
Which Wich  
Chick-fil-A (Fernow)  
Starbucks

## East Campus

### Housing

Lever, Manning  
Mauldin, Barnett, Smith  
Douthit East & West  
Calhoun  
Thornhill  
Lightsey Bridge I & II

### Area Desk

Mauldin Hall Lobby

### Dining Hall

Schilletter

### Retail Dining

Peppino's Pizza  
Chick-fil-A  
Panda Express  
Einstein Bros. Bagels

## Douthit Area

### Housing (Part of East Campus)

Douthit Hills East  
Douthit Hills West

### Area Desk

Mauldin Hall Lobby

### Meal Exchange

Community Hub  
Freshens  
Village Market

### Retail Dining

La Madeleine  
Starbucks



# Explore: Internet & TV



## Wireless Access

### Computers & Phones

Select the eduroam network option in your Wi-Fi settings and log in using your clemson.edu email address and Clemson University password.

### TVs, Game Consoles, & Streaming

These devices will need to be registered on the Clemson ResMediaNet network. Visit [netreg.clemson.edu](http://netreg.clemson.edu) and input the wireless MAC Address of your device. Then you can connect to the resmedianet wifi network using the password tigerpaw.

## TV & Movies

Stream2 is a streaming TV service we provide for all on-campus residents. Stream2 is available on iOS, Android, and Roku (wireless & wired connections). Visit [clemson.edu/housing/tech](http://clemson.edu/housing/tech) to get started.







# Explore: Laundry



## Laundry Facilities

All residence halls on campus offer no-cost laundry facilities.

- DesChamps: Floors 3, 4, 5
- Cribb: Floors 2, 3, 4, 5
- Gressette: Floors 3, 4, 5
- Douthitt West: In-apartment
- Calhoun: Calhoun Commons
- Lightsey: Lightsey Commons
- Thornhill: Thornhill Commons
- McCabe: First floor
- All other halls: Ground floor

## Laundry App

Download the Speed Queen app for Android or iOS

Don't leave your laundry unattended! Get an alert on your phone as soon as it's finished.

Take advantage of our machine status services to save time and effort when doing your laundry! With Clemson Home's convenient laundry tools, you can check the status of the washing machines and dryers in your building, so you know when one is available.





# Explore: Mail



## Student Post Office

Student Mail Services is excited to present a state of the art Student Post Office in the Dillard Building that provides 24-hour access to package and letter mail.

In addition, there are Student Package Lockers placed strategically across the campus providing convenient package access while reducing delivery and wait times.

You will receive an email notification when you have mail or packages available for pick up and will indicate if you will need to visit the Student Post Office or one of the package lockers located across campus.

Full outbound shipping services, retail services providing stamps, shipping boxes/supplies & faxing, and more are also offered.

## Mailing Address

Your assigned Box number will be sent to your Clemson email account prior to move-in. Do not ship anything until you receive your Box assignment.

**All mail and packages must be sent to this address, not to your building/area desks.**

To mail items to the student post office, use the format below.

Your Name  
2275 University Station  
Box Number & Hall/Apt. Name  
Clemson, SC 29632




**My Box Number**







# Explore: Recreation



When you live on campus at Clemson, you're always home and you don't have to go far to experience the best of this community.

Your backyard is where the Tigers play. Whether it's watching a sporting event in Death Valley, Littlejohn, or Doug Kingsmore, going to a concert, taking a walk through the SC Botanical Gardens, or just throwing a frisbee on Bowman Field, there's always something to do at Clemson.

## West Campus

- Fike Recreation Center
- Snow Complex
- Shoeboxes Volleyball Courts
- Shoeboxes Basketball Courts
- Intramural Fields
- Littlejohn Coliseum
- Memorial Stadium

## East Campus

- Douthitt Hills Fitness Center
- Bowman Field
- Calhoun Courts Basketball
- Calhoun Courts Volleyball
- Barnes Center
- Botanical Gardens





# Help: Support



## RCM and RCLs

Residential Community Mentors (RCM) and Leaders (RCL) are continuing student mentors and role models that live with residents in each residential community.

For general questions and concerns, speak to your RCM or RCL.

## Community Directors

Community Directors (CDs) and Graduate Community Directors (GCDs) supervise the RCMs and RCLs. If you have a problem that your RCM/RCL does not know how to solve, your CDs and GCDs can help!



## General Inquiries

Our main office can answer general questions regarding University Housing & Dining.

Any requests for action must be submitted in writing, and student information may only be discussed with the student.

To send us a message, go to [clermson.edu/housing/contact](https://clermson.edu/housing/contact)







# Help: Safety & Access



## Police & Emergencies

Clemson University provides dedicated Police, Fire, and EMS services.

Visit [clemson.edu/CUSafety](http://clemson.edu/CUSafety) for more information.

Contact CU Police at  
864-656-2222

**911 for emergencies**

## CU Safe Alerts

Clemson's emergency alert system notifies you when there are emergencies or safety concerns on campus.

Be sure you sign up to receive alerts and review information on other safety resources at the link below.

**[alerts.clemson.edu](http://alerts.clemson.edu)**

## Campus Sirens

At times, you may hear sirens with voice messages. These sirens alert people who are outside to potential dangers like lightning, severe weather, & other threats. Oconee Nuclear Station sirens may also sound with notification sent via Safe Alerts. These are tested quarterly.

**[alerts.clemson.edu](http://alerts.clemson.edu)**

## Rave Guardian

The free Rave Guardian mobile app is available to help keep you safe on campus. With direct connections to campus safety, family, friends, and others you trust, you can feel safe anytime, knowing your Guardians are watching out for you.

**Text "Guardian" to 67283**

## Keys & Access

Residential spaces are kept secure through TigerOne MobileID and key access. To ensure your space stays secure, be sure you are keeping track of your key and do not allow others to use your ID to gain access to a space.

### If you lose your key or get locked out

Visit the area desk (Mauldin for East Campus or DesChamps for West). They will give you a temporary key to gain access to your space. You will receive an email with the due date and instructions for returning the key. If the key is not returned by the due date, it will be reported as lost or stolen and your lock will be changed to ensure the security of your space. Lock changes will incur a \$100 fee.





# Help: Problems



## Maintenance

For all facility related issues in your residence hall, please submit a maintenance request online. This includes broken furniture, A/C & heat issues, pest issues, and broken appliances.

Emergency issues can be reported by calling 864-656-5450 and contacting your on-call residential staff.

**Report an issue at [clemsontech.clemson.edu/housing/maintenance](https://clemsontech.clemson.edu/housing/maintenance)**

## Roommate Conflict

All residents must complete a roommate agreement after move-in. If conflicts arise, speak to your RCM or Community Staff. Roommate Mediation is also available.

**Get support at  
[clemsontech.clemson.edu/housing](https://clemsontech.clemson.edu/housing)**

## After-Hours

On-call staff will always be available to assist with emergency housing situations even when the University is closed.

**On-call numbers are posted  
in each community**

## Technology

If you need help with internet access, email and account issues, or computer problems, contact CCIT for assistance.

**Get support at  
[clemsontech.clemson.edu/CCIT](https://clemsontech.clemson.edu/CCIT)**

## Health

Clemson offers medical, health & well-being, and psychological & counseling services for students through Student Health Services.

**Get support at  
[clemsontech.clemson.edu/studentaffairs/find-support/shs](https://clemsontech.clemson.edu/studentaffairs/find-support/shs)**



# Rules & Policies



## Community Rules

- Weekday quiet hours are 10 p.m. until 8 a.m.
- Weekend quiet hours are midnight until 8 a.m.
- Clemson is a tobacco-free campus.
- Guests must be accompanied at all times.
- All residents may be charged for damage to the community.
- Personal trash should not be placed in community trash cans (there will be dumpsters outside of resident halls).
- All residents should be shown respect in the community.
- Residents are required to regularly keep their rooms clean and remove trash.
- Mail should not be sent to rooms or apartments, only through Student Mail Services.
- Items may not be displayed, posted, or attached to the windows.
- Alcohol is not permitted in common spaces.
- Reasonable and periodic inspections may occur
- Outside lofts and risers are prohibited.
- Commercial solicitation or canvassing is prohibited.
- Invasion of privacy in housing areas will not be tolerated.

## Room Rules

- MicroFridges are the only microwaves allowed.
- Furnishings may not be removed, stored, or traded.
- Consuming/possessing alcohol is prohibited if under 21.
- Guests are only allowed with roommate permission.
- Residents are required to regularly clean their spaces.
- Fish in 10 gallon or less tanks and SAS approved service animals are the only pets allowed.
- Alterations must not be made to the rooms or furnishings provided







# Meal Plans & Dining



## DINE AT HOME



### Understanding your meal plan

Meal Plans typically include either unlimited meal swipes or a set number, along with a set amount of Paw Points and guest meals (if unlimited).

Meal swipes can be used at either of our two traditional dining halls to enjoy all-you-care-to-eat dining or at Meal Exchange locations for a single meal. Unlimited plans are limited to one meal per meal period through meal exchange, but unlimited visits to the Dining Halls.

Paw Points can be used at any on-campus dining location, including retail dining, P.O.D Markets (convenience stores), and dining halls.

Menus, hours, and nutrition information are available at [clemson.edu/dining](http://clemson.edu/dining).

### Purchases

Paw Points may be purchased at any time during the semester through the Clemson Home Portal.

Meal Plans may be purchased up to the last 6 weeks of the semester.

Fall meal plan selections will also be added to the Spring unless they are changed prior to the Spring bill becoming available.

Meal swipes expire at the end of each semester, while Paw Points will roll over each semester while you are at Clemson.

### Changes

Paw Points are nonrefundable, however, meal plan selections may be altered at any time prior to bills becoming available for the semester.

Each semester there will be a short period in which you may elect to upgrade or downgrade your meal plan; however, Paw Point values will not be refunded, and you will pay the full price of the new plan.

[clemson.edu/dining](http://clemson.edu/dining)



# Meal Plan Options



## DINE AT HOME



### Unlimited Meal Plans (Required for First-Year Students)

Experience unlimited access to the All-You-Care-to-Eat Dining Halls on campus seven days a week, with guest meals to dine with friends and family, plus Paw Points to use at all on-campus dining locations.

#### Unlimited 100

- » Unlimited Meal Swipes per semester
- 5 Guest Meals per semester
- 100 Paw Points

#### Unlimited 200

- » Unlimited Meal Swipes per semester
- 10 Guest Meals per semester
- 200 Paw Points

#### Unlimited 300

- » Unlimited Meal Swipes per semester
- 15 Guest Meals per semester
- 300 Paw Points



\*There is a 30 minute pause between Meal Swipe usage in residential dining halls for Unlimited Meal Plans.

### Block Plans (Continuing and Commuters Only)

Meal Plans are convenient, flexible, and loaded with options. Each meal plan allows access to all of our dining locations on campus, allowing students to choose from a wide range of menus and offerings to choose from. Whether you're looking for a full meal, or a quick between-class snack, we've got you covered with tons of options to satisfy any craving.

#### Block 30

- » 30 Meal Swipes per semester + 300 Paw Points

#### Block 75

- » 75 Meal Swipes per semester + 300 Paw Points

#### Block 150


- » 150 Meal Swipes per semester + 200 Paw Points







## LIVE AT HOME



### Contract Cancellations & Changes

**Housing & Dining Contracts are legally binding and may only be altered under specific circumstances as laid out in the contract documents.**

#### Room Changes

Room changes can be requested in the Clemson Home Portal prior to move-in through a pre-arrival room change form or they can be made during the semester.

#### Housing Cancellations

Contracts may be cancelled due to school-related events that prevent living on campus (Study Abroad, graduation, unenrollment, etc.). Submit a School-Related Cancellation in the Forms section of the Clemson Home Portal prior to the semester. Upon withdrawal during the semester, a form is not required and you will be notified to move out within 48 hours.

**All other cancellation requests must be submitted through the appeals process.**

### Continuing On-Campus

Clemson Home offers a limited number of on-campus continuing student apartments after your first year. These 1-4 bedroom apartments are offered based on randomly generated priority numbers and are not guaranteed.

Sign-up will occur during a short period at the beginning of the Spring semester and all current residents will receive notification of the process and available options.

[clemsont.edu/housing/assignments](https://clemsont.edu/housing/assignments)

### Continuing Off-Campus

Off-campus housing after your first year is offered by individual properties surrounding Clemson. The apartments feature a variety of layouts and rates and many locations feature the CATbus or private shuttle for transportation.

These properties are not associated with the University, but an off-campus search site is available to research options, find roommates, and learn about off-campus resources and services.

[clemsontoffcampus.com](https://clemsontoffcampus.com)



# WORK AT HOME

Clemson Home Employment




Interested in working while at Clemson? Whether you're looking for flexible schedules, work experience, great benefits, or a summer job, we'll have something for you! Check out some of our opportunities below.

[clemson.edu/housing/work](https://clemson.edu/housing/work)




## Desk

Work at the two area desks, providing key and access support to residents 24/7. Flexible hours available.



## Operations

Assist with room-readiness inspections, building issues, & customer service during the summer.



## Residential

Support residents in our communities during the year and enjoy free housing & a meal plan.




## Summer

Support camps and conferences during the summer and enjoy free housing & a meal plan.



## Marketing

Work in our main office in customer relations & marketing while gaining work experience!



## Dining

Gain experience in one of many roles available within our campus dining facilities.





# Get Involved

There are plenty of ways for you to get involved on campus!

The Residence Hall Association (RHA) is an organization dedicated to providing resources, being advocates, and promoting leadership, services, and opportunities to connect residents to our university. Within RHA there are individual Community Councils that represent Residence Hall communities on campus.

EcoReps seek to promote a strong foundation of sustainable lifestyle practices within the Clemson University campus and community, through fostering a culture of awareness, respect, accountability, and education among peers, staff, and faculty.

Be on the lookout for Community Council election and EcoReps information as soon as you move in! You can find RHA and EcoReps on TigerQuest or at the annual Tiger Prowl!"



## Welcome Week

Welcome Week is here to give you a jump start on academic and social connections at Clemson.

Activities such as movie night, laser tag, and glow night will help you meet your peers.

In-person orientation programs will help your get started on your Clemson journey!

Find out more at [clemson.edu/studentaffairs/get-involved/csle/orientation/welcome-week](https://clemson.edu/studentaffairs/get-involved/csle/orientation/welcome-week)



## Student Organizations

There are over 500 student organizations on campus. One great way to begin searching is Tiger Prowl or the TigerQuest website.

Find out more at [clemson.edu/studentaffairs/get-involved/csle](https://clemson.edu/studentaffairs/get-involved/csle)

## Fraternity & Sorority Life

Fraternities and sororities are student-led organizations that provide opportunities to prepare students beyond the classroom.

Find out more at [clemson.edu/studentaffairs/get-involved/fsl](https://clemson.edu/studentaffairs/get-involved/fsl)



# Connect with us



## University Housing & Dining Office

100 Mell Hall  
P.O. Box 344075  
Clemson, SC 29634-4075

### Hours

Monday-Friday  
8 a.m.-4:30 p.m. EST

### Phone

864-656-2295

### Web

[clemson.edu/housing-dining](http://clemson.edu/housing-dining)

### Email

[clemsonhome@clemson.edu](mailto:clemsonhome@clemson.edu)

## Follow us



@clemson\_home



@home.clemson



@clemsonhome







# Important Dates



## August

| S  | M  | T  | W  | T  | F  | S  |
|----|----|----|----|----|----|----|
|    |    | 01 | 02 | 03 | 04 | 06 |
| 06 | 07 | 08 | 09 | 10 | 11 | 12 |
| 13 | 14 | 15 | 16 | 17 | 18 | 19 |
| 20 | 21 | 22 | 23 | 24 | 25 | 26 |
| 27 | 28 | 29 | 30 | 31 |    |    |

## September

| S  | M  | T  | W  | T  | F  | S  |
|----|----|----|----|----|----|----|
|    |    |    |    |    | 01 | 02 |
| 03 | 04 | 05 | 06 | 07 | 08 | 09 |
| 10 | 11 | 12 | 13 | 14 | 15 | 16 |
| 17 | 18 | 19 | 20 | 21 | 22 | 23 |
| 24 | 25 | 26 | 27 | 28 | 29 | 30 |

## October

| S  | M  | T  | W  | T  | F  | S  |
|----|----|----|----|----|----|----|
| 01 | 02 | 03 | 04 | 05 | 06 | 07 |
| 08 | 09 | 10 | 11 | 12 | 13 | 14 |
| 15 | 16 | 17 | 18 | 19 | 20 | 21 |
| 22 | 23 | 24 | 25 | 26 | 27 | 28 |
| 29 | 30 | 31 |    |    |    |    |

## November

| S  | M  | T  | W  | T  | F  | S  |
|----|----|----|----|----|----|----|
|    |    |    | 01 | 02 | 03 | 04 |
| 05 | 06 | 07 | 08 | 09 | 10 | 11 |
| 12 | 13 | 14 | 15 | 16 | 17 | 18 |
| 19 | 20 | 21 | 22 | 23 | 24 | 25 |
| 26 | 27 | 28 | 29 | 30 |    |    |

## December

| S  | M  | T  | W  | T  | F  | S  |
|----|----|----|----|----|----|----|
|    |    |    |    |    | 01 | 02 |
| 03 | 04 | 05 | 06 | 07 | 08 | 09 |
| 10 | 11 | 12 | 13 | 14 | 15 | 16 |
| 17 | 18 | 19 | 20 | 21 | 22 | 23 |
| 24 | 25 | 26 | 27 | 28 | 29 | 30 |
| 31 |    |    |    |    |    |    |

## January

| S  | M  | T  | W  | T  | F  | S  |
|----|----|----|----|----|----|----|
|    | 01 | 02 | 03 | 04 | 05 | 06 |
| 07 | 08 | 09 | 10 | 11 | 12 | 13 |
| 14 | 15 | 16 | 17 | 18 | 19 | 20 |
| 21 | 22 | 23 | 24 | 25 | 26 | 27 |
| 28 | 29 | 30 | 31 |    |    |    |

## February

| S  | M  | T  | W  | T  | F  | S  |
|----|----|----|----|----|----|----|
|    |    |    | 01 | 01 | 02 | 03 |
| 04 | 05 | 06 | 07 | 08 | 09 | 10 |
| 11 | 12 | 13 | 14 | 15 | 16 | 17 |
| 18 | 19 | 20 | 21 | 22 | 23 | 24 |
| 25 | 26 | 27 | 28 | 29 |    |    |

## March

| S  | M  | T  | W  | T  | F  | S  |
|----|----|----|----|----|----|----|
|    |    |    |    |    | 01 | 02 |
| 03 | 04 | 05 | 06 | 07 | 08 | 09 |
| 10 | 11 | 12 | 13 | 14 | 15 | 16 |
| 17 | 18 | 19 | 20 | 21 | 22 | 23 |
| 24 | 25 | 26 | 27 | 28 | 29 | 30 |
| 31 |    |    |    |    |    |    |

## April

| S  | M  | T  | W  | T  | F  | S  |
|----|----|----|----|----|----|----|
| 01 | 01 | 02 | 03 | 04 | 05 | 06 |
| 07 | 08 | 09 | 10 | 11 | 12 | 13 |
| 14 | 15 | 16 | 17 | 18 | 19 | 20 |
| 21 | 22 | 23 | 24 | 25 | 26 | 27 |
| 28 | 29 | 30 |    |    |    |    |

## May

| S  | M  | T  | W  | T  | F  | S  |
|----|----|----|----|----|----|----|
|    |    |    | 01 | 02 | 03 | 04 |
| 05 | 06 | 07 | 08 | 09 | 10 | 11 |
| 12 | 13 | 14 | 15 | 16 | 17 | 18 |
| 19 | 20 | 21 | 22 | 23 | 24 | 25 |
| 26 | 27 | 28 | 29 | 30 | 31 |    |

- Move-in Early/Pre-approved Groups
- Move In/Out
- Classes Begin
- Holiday/Break (No Class)
- Exams
- Housing & Dining Closed
- Commencement



# Important Dates



## 2023-24 Dates

| University Dates |  |
|------------------|--|
| Aug 14-15        | Move In - Early Groups Approved              |
| Aug 16-19        | Move In                                      |
| Aug 23           | Fall Classes Begin                           |
| Sep 4            | Labor Day Holiday - No Classes               |
| Oct 16-17        | Fall Break - No Classes                      |
| Nov 22-24        | Thanksgiving Break - No Classes              |
| Dec 11-15        | Fall 2023 Exams                              |
| Dec 16           | Housing Closed - All Students NOT Graduating |
| Dec 21           | Fall Commencement                            |
| Dec 22           | Housing Closed - All Students                |
| Dec 23 - Jan 6   | Housing & Dining Closed                      |
| Jan 7            | Housing & Dining Opens                       |
| Jan 10           | Spring Classes Begin                         |
| Jan 15           | MLK Holiday - No Class                       |
| Mar 18-22        | Spring Break                                 |
| Apr 29 - May 3   | Spring 2024 Exams                            |
| May 4            | Move Out - All Students NOT Graduating       |
| May 9-10         | Spring Commencement                          |
| May 11           | Move Out - All Students                      |

| Processes                   |  |
|-----------------------------|--|
| Meal Plans                  |  |
| Aug 9                       | Last Date to Change Fall Meal Plan   |
| Aug 15                      | Fall Meal Plans Active   |
| Dec 22                      | Fall Meal Plans Deactivated  |
| Nov 1- Dec 15               | Spring Meal Plan May be Changed in Portal  |
| Jan 5                       | Spring Meal Plans Active   |
| May 10                      | Spring Meal Plans Deactivated  |
| Room Changes                |  |
| Aug 30                      | Fall Room Change Form Open in Portal   |
| Jan 18                      | Spring Room Change Form Open in Portal   |
| Spring Housing Cancellation |  |
| Nov 1 - Jan 5               | Students NOT enrolled for Spring 2024 Classes May Request Housing & Dining Cancellation                      |
| Spring Only Housing Sign Up |  |
| Nov 1- Jan 5                | Students NOT enrolled for Fall Semester and needing housing for Spring may submit housing contract in Portal |
| 2024-25 Housing Sign Up     |  |
| Jan 16-31                   | 2024-25 Continuing Student Housing Sign Up   |





# EXPERIENCE HOME



CLEMSON  *home*