

Let's get started >

English

Deutsch

Español

Français

Using your Roku remote select your language of choice.



Wireless (Wi-Fi)

Wired (Ethernet)

Set up new Wi-Fi connection

Your Roku player is currently not connected to a wireless network.

To set up a wireless connection:

- Select 'Set up new Wi-Fi connection'
- Select your network
- Enter a password, if required


Select the wireless interface to connect to try and connect to the resmedianet network.

< Scan again to see all networks

Private network

---

eduroam



resmedianet



clemsonguest





Try scanning again if your network is not shown.  
Ensure your Roku player is within range of the wireless router.

Your wireless MAC address:  
08:05:81:43:FF:4D

For additional support, visit  
[roku.com/support](http://roku.com/support)

# Roku | Choose your network

< resmedianet  

eduroam  

clemsonguest 

Other options

Scan again to see all networks

Private network



Select the “resmedianet” network and enter the network key/password “tigerpaw”.

Roiqu  
reamedianet

11:46 am


eduroam

clemsonquest

Other options

Scan again to

Private netwo

 Making the connection to...

- ...your wireless network
- ...your local network
- ...the Internet

Once the network key is entered the device will see if it can connect to the network and has internet access.  
If your device has not been added on the net registration page then it will not connect to the network.

Roku

Choose your network

12:47 pm

< resmedianet


eduroam

clemsonguest

Other options

Scan again to


Private netwo

 Update available

Now your Roku player will get the latest software. Once the update is installed, it will restart automatically.

• OK

Once connect your Roku device will download the latest available firmware form Roku and restart.



Activate your Roku

## Activate your Roku to access



Thousands of streaming channels

## Here's how

From your PC, phone, or tablet go to:  
[roku.com/link](https://roku.com/link)

Then, enter this code:

**PJRJRKD**

Once done, this screen will automatically  
update (press \* for help)

Once the device restarts, a screen will show with an activation code. Go to [Roku.com/link](https://roku.com/link) to register a new or login with your existing account to add this player to your list of registered devices.

For more information see the Roku site at <https://support.roku.com/hc/en-us/sections/201718858-Roku-Streaming-Players> .

ROKU

Activate your Roku

1:00 pm

Activate your Roku to access

Here's how

Channel update 1 of 31

---

Engaging warp drive...



Thousands

automatically



All done >

Download the Roku Mobile App for iOS, Android, and Windows devices.